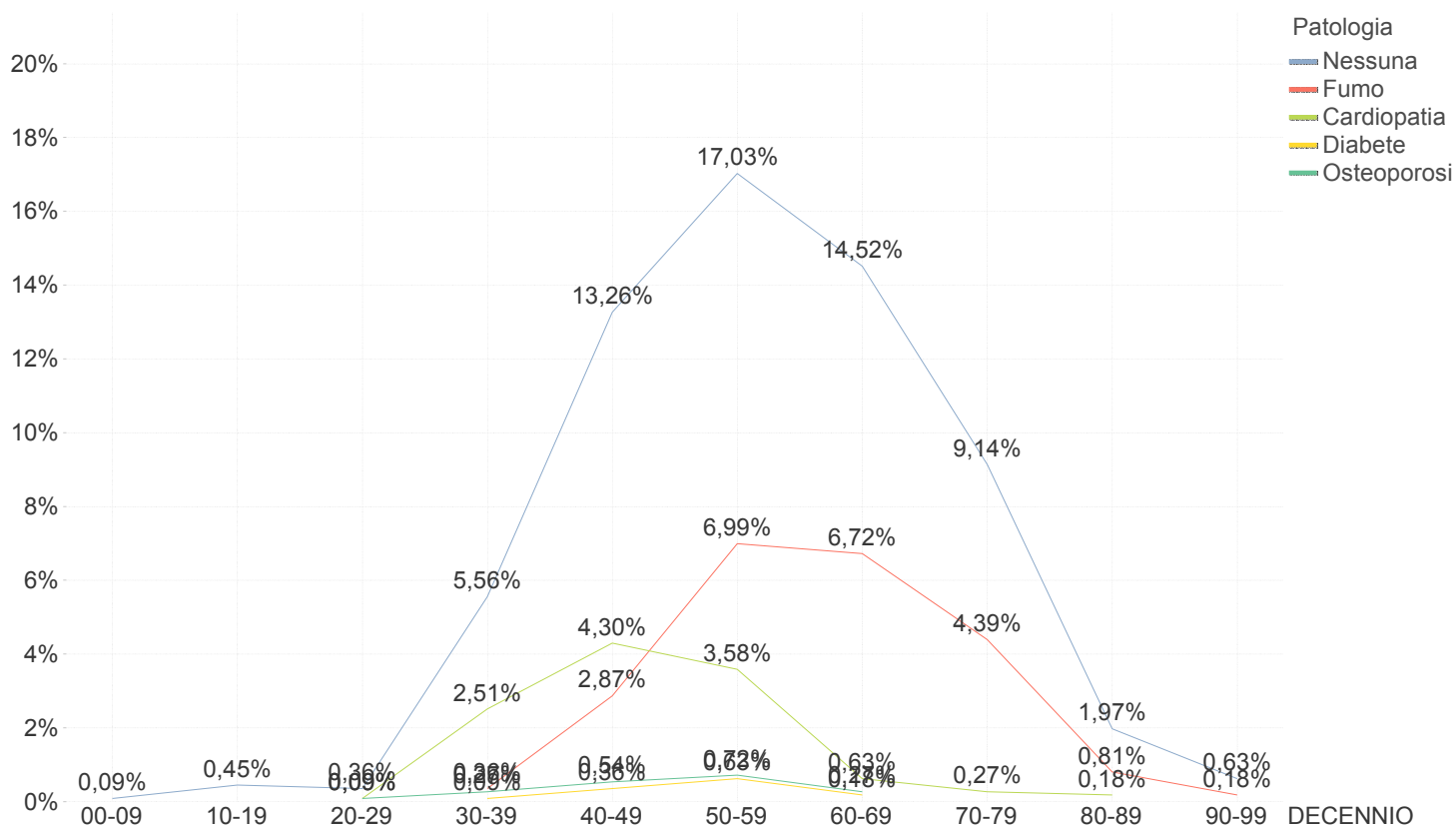


Pazienti

Decennio di nascita

DECENNIO	Patologia	Nessuna	Fumo	Cardiopatìa	Diabete	Osteoporosi	Totale
00-09		0%	-	-	-	-	0%
10-19		0%	-	-	-	-	0%
20-29		0%	-	0%	-	0%	1%
30-39		6%	0%	3%	0%	0%	9%
40-49		13%	3%	4%	0%	1%	21%
50-59		17%	7%	4%	1%	1%	29%
60-69		15%	7%	1%	0%	0%	22%
70-79		9%	4%	0%	-	-	14%
80-89		2%	1%	0%	-	-	3%
90-99		1%	0%	-	-	-	1%
Totale		63%	22%	12%	1%	2%	100%

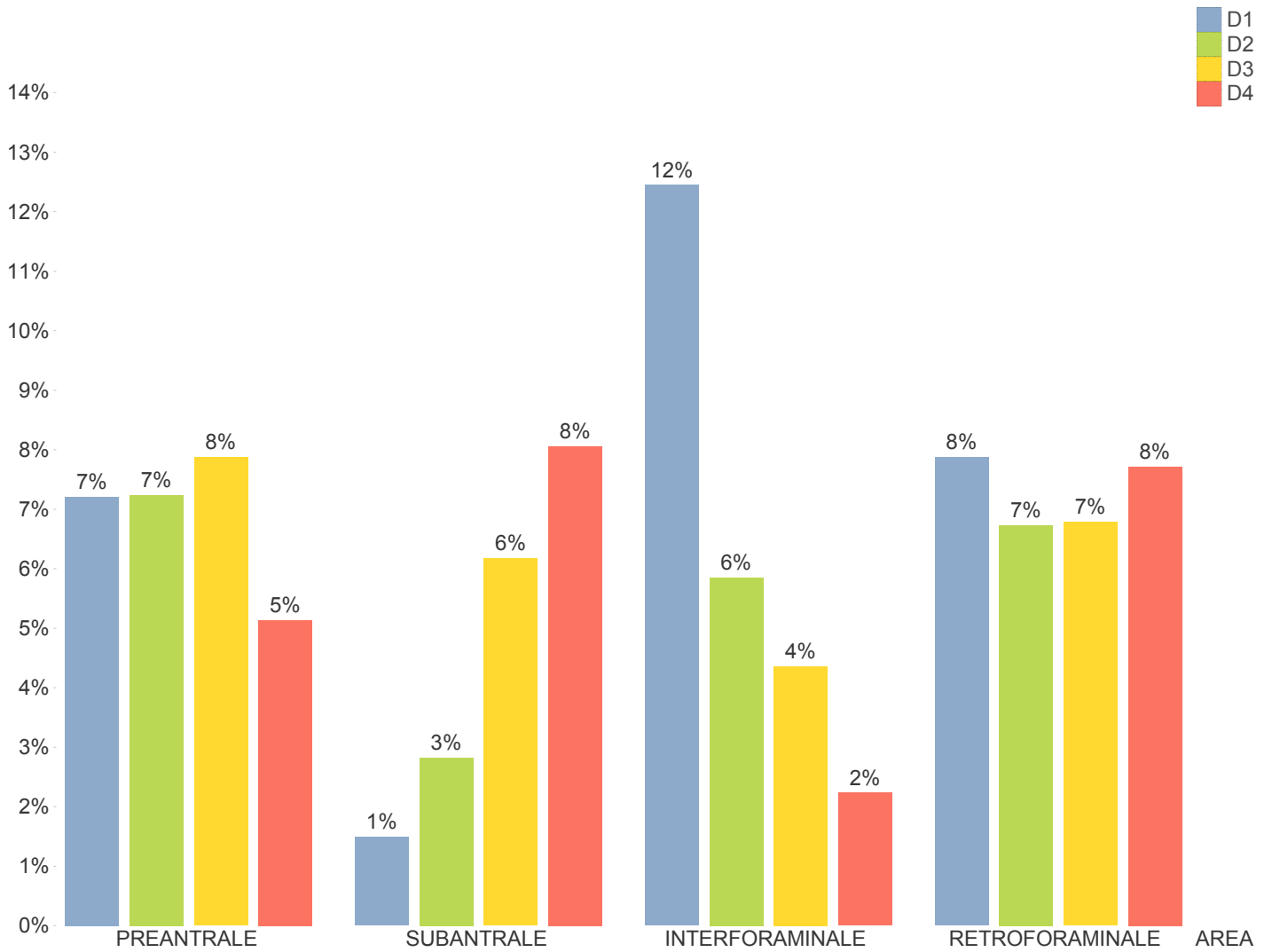
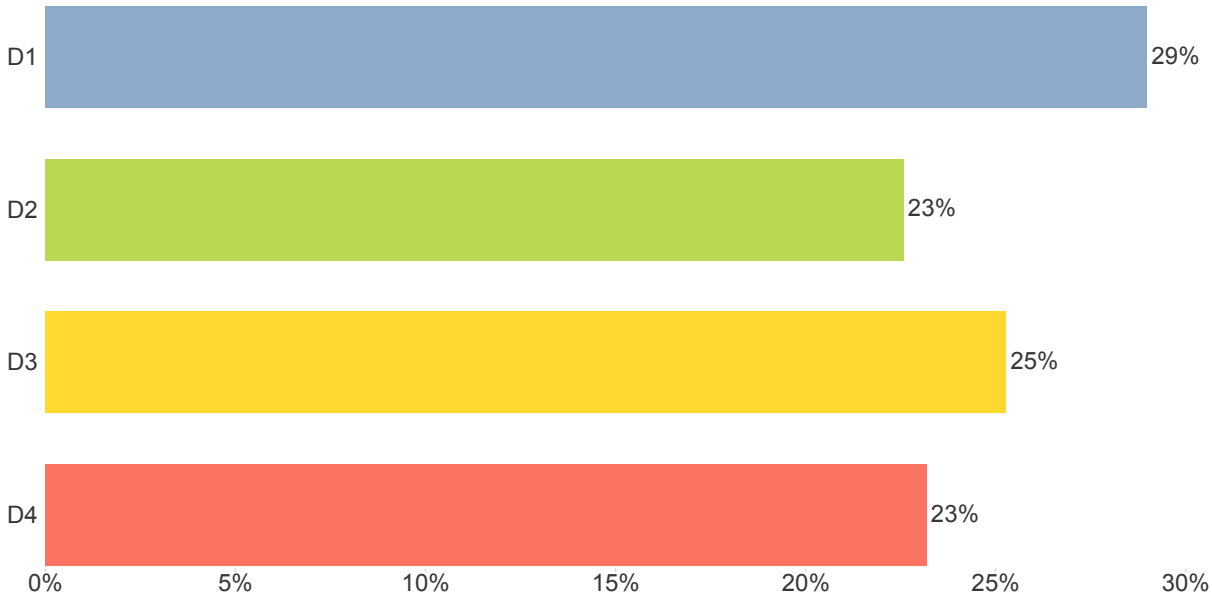
Patologie



Patologia	Pazienti	%
	1116	100,00%
Diabete	14	1,25%
Osteoporosi	21	1,88%
Cardiopatìa	129	11,56%
Fumo	249	22,31%
Nessuna	703	62,99%

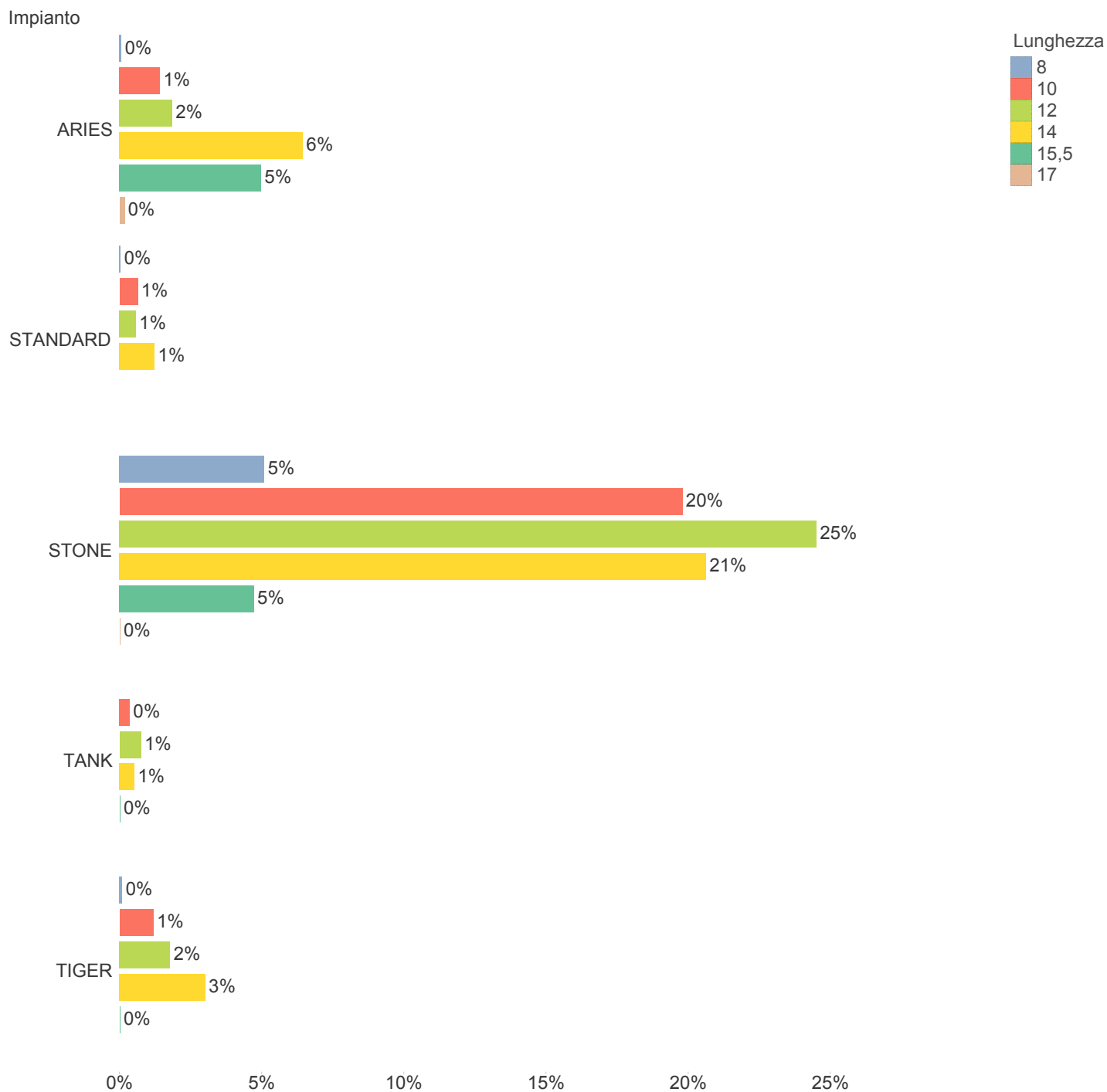
SESSO	Pazienti	%
	1116	100,00%
F	598	53,58%
M	518	46,42%

Tipologia ossea



Tipologia ossea	Numero	%
	3792	100,00%
D1	1099	28,98%
D2	856	22,57%
D3	958	25,26%
D4	879	23,18%

Impianti (4374)

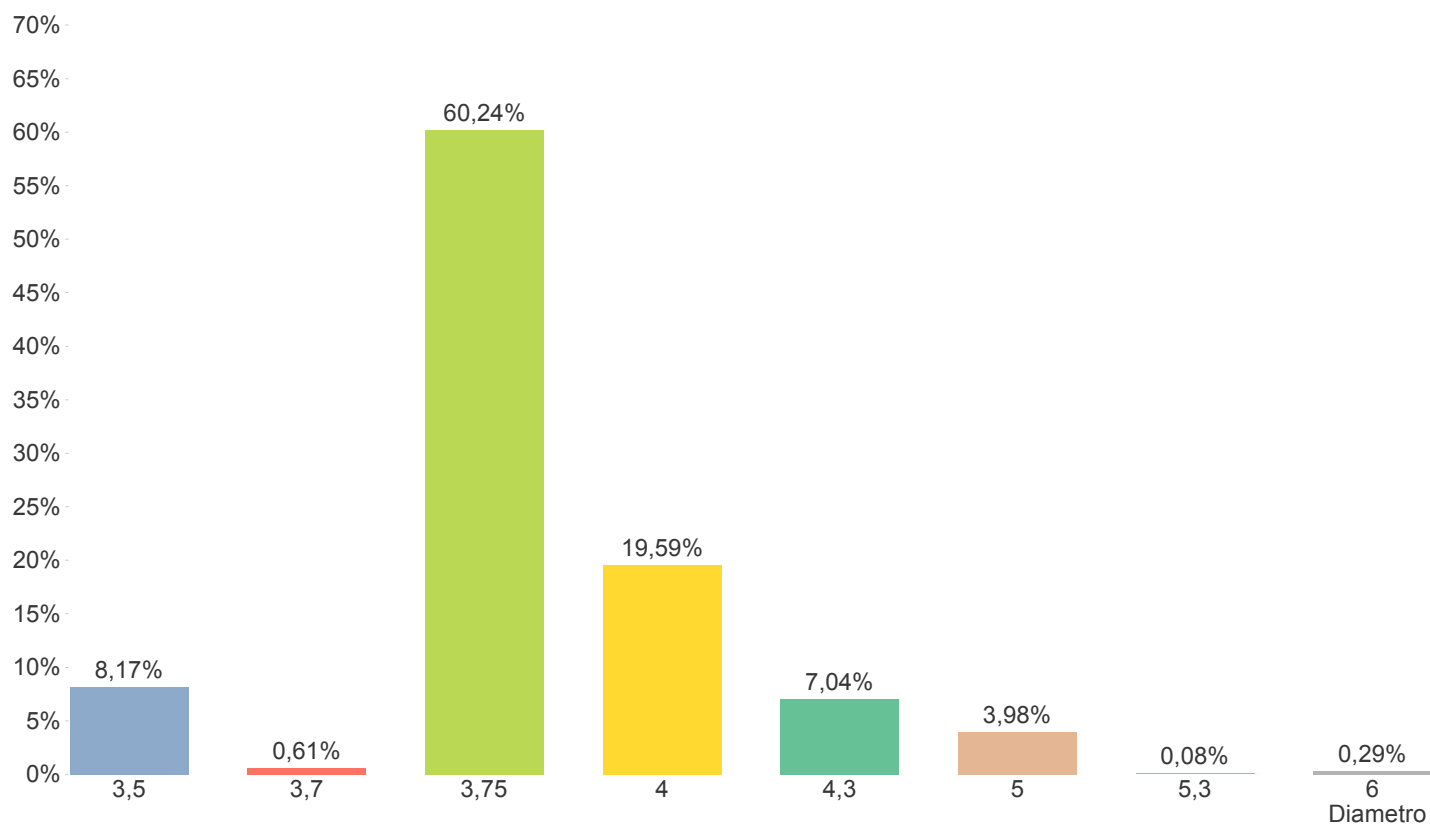


Impianto	Numero	%
	4374	100,00%
ARIES	654	11,28%
STANDARD	109	2,12%
STONE	3271	76,07%
TANK	73	2,22%
TIGER	267	8,31%

Impianto	Lunghezza	Totale	8	10	12	14	15,5	17
Totale		4374	232	1024	1289	1393	427	9
ARIES		654	3	62	81	282	218	8
STANDARD		109	2	28	25	54	0	0
STONE		3271	223	866	1072	902	207	1
TANK		73	0	16	33	23	1	0
TIGER		267	4	52	78	132	1	0

Impianti (4374)

Reading



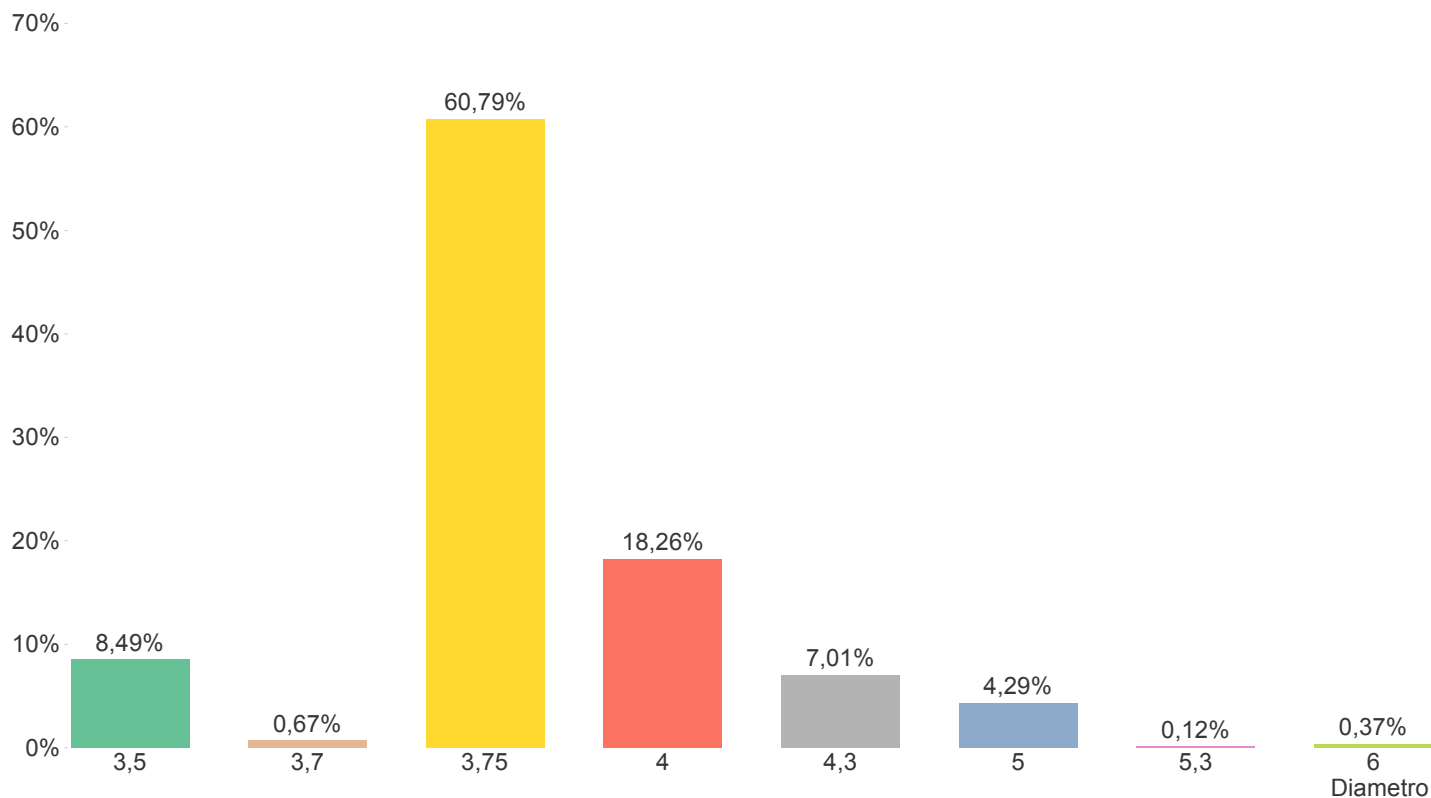
Tipologia ossea	%
	100,00%
D1	28,98%
D2	22,57%
D3	25,26%
D4	23,18%

Diametro	Interventi	Interventi
	3793	100,00%
3,5	310	8,17%
3,7	23	0,61%
3,75	2285	60,24%
4	743	19,59%
4,3	267	7,04%
5	151	3,98%
5,3	3	0,08%
6	11	0,29%

Lunghezza	CM Reading	CP Reading	I Reading
	8	19	79
8	7	17	44
10	7	18	54
12	7	17	66
14	9	20	100
17	10	24	110
15,5	10	21	116

Impianti (4374)

Insertion



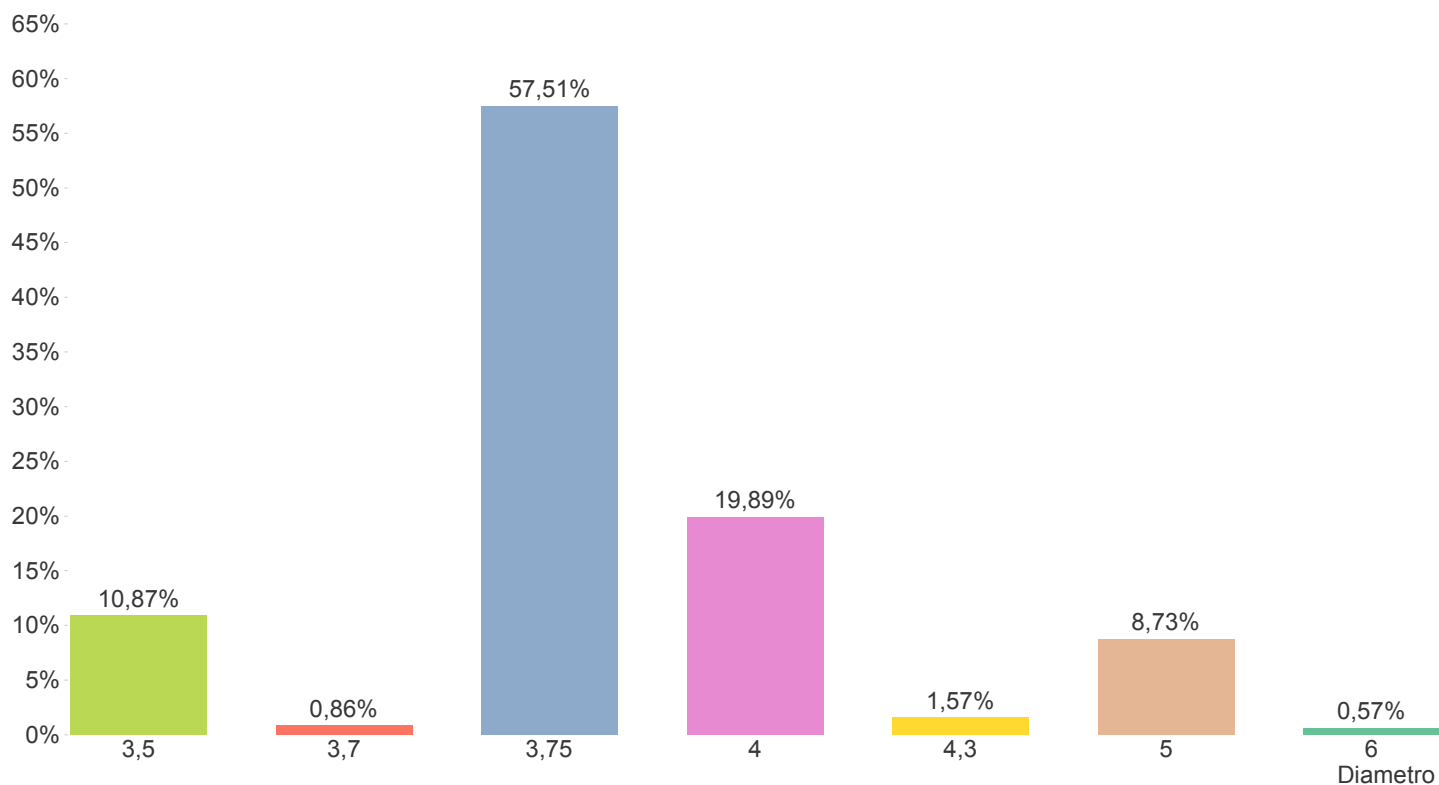
Tipologia ossea	%
	100,00%
D1	28,99%
D2	22,61%
D3	25,32%
D4	23,09%

Diametro	Interventi	Interventi
	4310	100,00%
3,5	366	8,49%
3,7	29	0,67%
3,75	2620	60,79%
4	787	18,26%
4,3	302	7,01%
5	185	4,29%
5,3	5	0,12%
6	16	0,37%

Lunghezza	CM Insertion	CP Insertion	I Insertion
	17	39	136
12	15	35	119
10	16	39	97
8	16	37	74
14	18	41	164
17	21	47	253
15,5	22	47	223

Impianti (4374)

Tapping



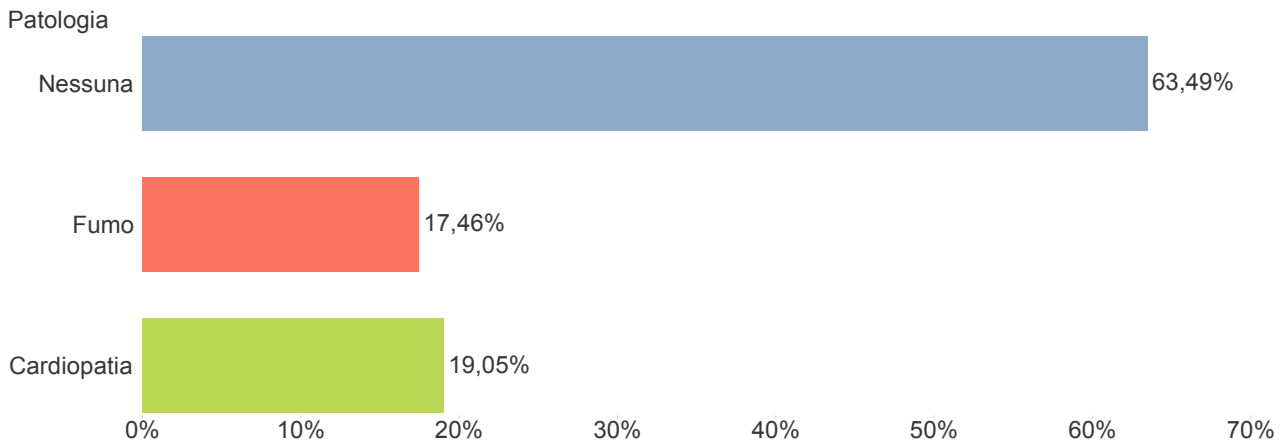
Tipologia ossea	%
	100,00%
D1	65,13%
D2	20,86%
D3	9,24%
D4	4,77%

Diametro	Interventi	Interventi
	699	100,00%
3,5	76	10,87%
3,7	6	0,86%
3,75	402	57,51%
4	139	19,89%
4,3	11	1,57%
5	61	8,73%
6	4	0,57%

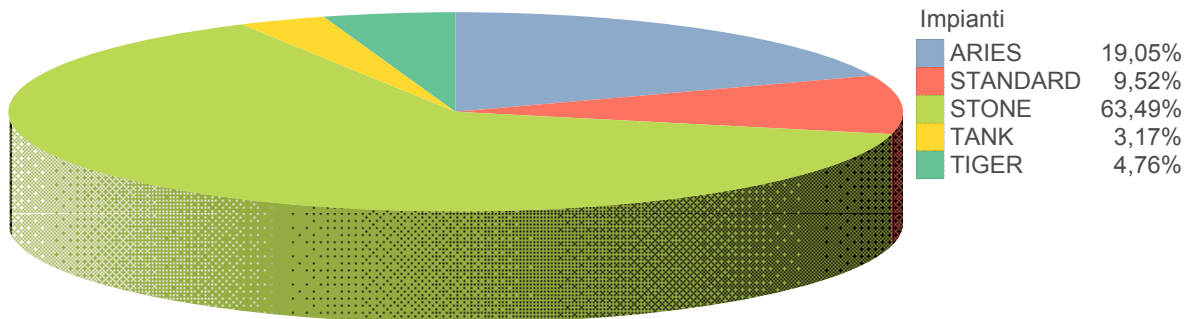
Lunghezza	CM Tapping	CP Tapping	I Tapping
	13	30	114
15,5	9	20	98
8	12	28	62
14	13	28	140
10	14	32	96
12	14	32	123

Fallimenti

Patologie

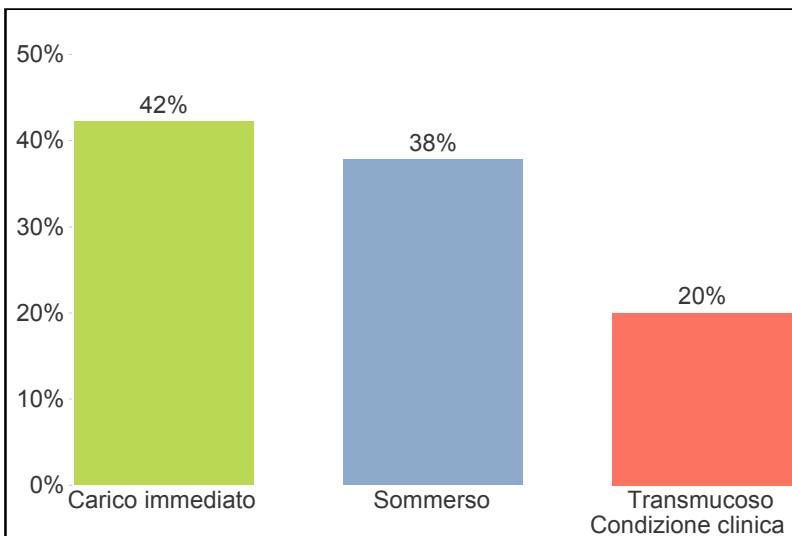


Impianti



Impianti	Numero	%
	63	100,00%
TANK	2	3,17%
TIGER	3	4,76%
STANDARD	6	9,52%
ARIES	12	19,05%
STONE	40	63,49%

Condizione clinica



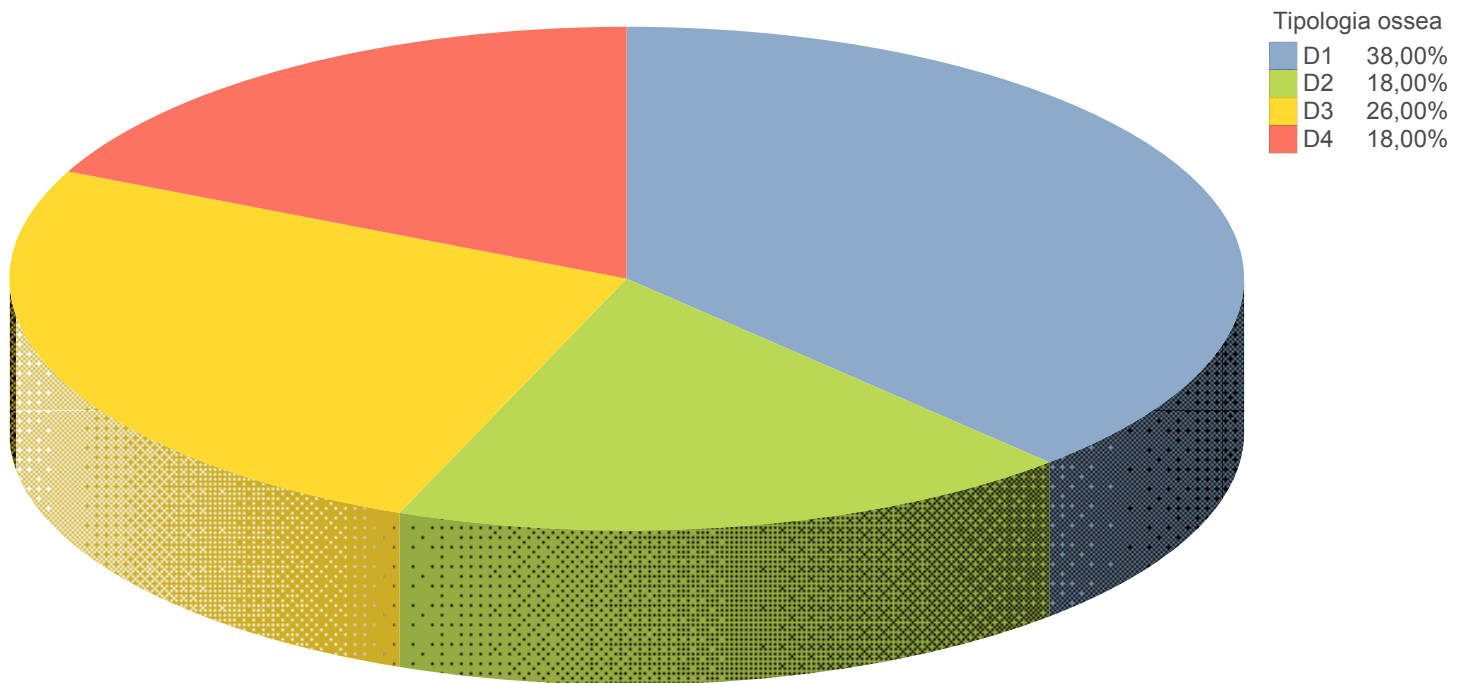
Condizione clinica	Numero	%
	45	100,00%
Transmucoso	9	20,00%
Sommerso	17	37,78%
Carico immediato	19	42,22%

Diametro	Fallimenti	%
	63	100,00%
3,5	2	3,17%
3,75	35	55,56%
4	18	28,57%
4,3	5	7,94%
5	2	3,17%
6	1	1,59%

Fallimenti: 63 | Impianti: 4374 | Percentuale: 1,4 %

Fallimenti

Tipologia ossea



Aree anatomo-strutturali

